

CUTTING PLOTTER

Mimaki™

Product Brochure

CG-SR III Series

CG-60/100/130SR III

Extreme curve
cutting speed

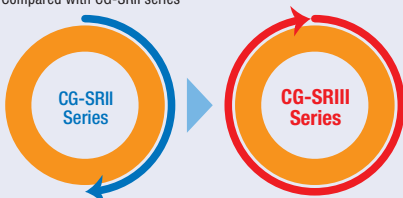


High Productivity

Up to 2 times the curve cutting speed*

The production speed of complicated cutting tasks has improved greatly.

* Compared with CG-SRII series



Accurate Contour Cutting

Ideal for creating seals

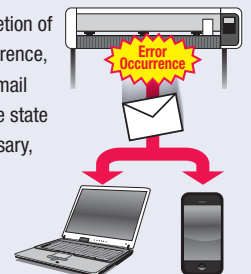
"Continuous Crop Mark Detection" enables the continuous contour cutting of nested data. The new "Segment Correction Function", which detects intermediate crop marks, enables accurate contour cutting of long-length prints. Furthermore, the original "Half Cut Function" enables easy removal of the nested data.



Remote Monitoring

Event Notification Function

Events, such as completion of cutting and error occurrence, are sent to a preset e-mail address. Monitoring the state of machine is unnecessary, enabling unattended operation.



CUTTING PLOTTER

CG-SR III Series

CG-60/100/130SR III

Affordably priced but technologically advanced. Achieve the highest return on your investment.

Wider Application Possibilities

With a best-in-class cutting pressure of 500g, the range of materials for various applications is increased.

Clamp pressure can be switched in two levels in order to cover a wide range of sheets including thick materials.

The optional sheet basket enables stable long-length cutting.

Bundled with two exclusive software programs

fine Cut 8

Fine Cut 8 is plug-in software for Illustrator CS6 and CorelDRAW, which meet all high level cutting needs, such as the creation of contour cut data from images, or division cutting with a tiling function.

Simple Cut

Simple Cut enables the drawing and editing of figures and characters, enabling the easy creation of cutting data.

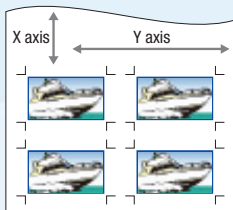


User-friendly with various functions

Continuous Crop Mark Detection

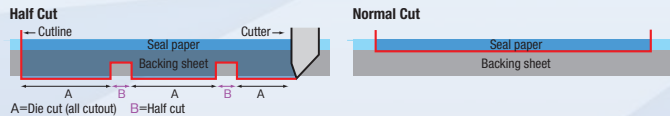
Crop marks are automatically and continuously detected. Printed graphics are accurately cut due to the compensation for image distortion. The detection of a maximum of 4 crop marks provides a precision finish.

Nested data which are continuously arranged in the directions of X-axis and Y-axis are cut by automatically making corrections.



Half Cut Function

Cutting printed graphics while leaving a few joints make it possible to cut figures, designs from substrates with backing sheets, fold lines for POP, and many other applications.




Segment Compensation

Intermediate crop marks of the feed direction are detected, enabling four-point corrections for each segment. This leads to accurate, long-length cutting, even if the image is distorted.

User Upgrade of Firmware

A tool for keeping the firmware up-to-date is provided. The upgrade can be done quickly and easily by the user, thus ensuring the firmware is in the latest condition.



Other Functions

- Division Cut Function** Division cut of data larger than sheet width.
- Overcut Function** Minimize uncut portions by overlapping the starting and ending point.
- Larger LCD** 3-inch LCD (liquid crystal display) ensures easy operation.
- Ethernet Connection** Network control via integration into office LAN.

Specifications

Item	CG-60SRIII	CG-100SRIII	CG-130SRIII
Acceptable sheet width	90~740 mm	90~1,250 mm	90~1,550 mm
Effective cutting area	606 mm	1,070 mm	1,370 mm
Maximum speed	Cutting: 70 cm/s, Moving: 100 cm/s		
Adjustable speed range	1 - 10 cm/s (1 cm/s step adjustment), 1 - 70 cm/s (5 cm/s step adjustment)		
Mechanical resolution	X direction: 2.5 μm, Y direction: 5 μm		
Command resolution	25 μm or 10 μm (MGL-IIc) / 100 μm, 50 μm (MGL-Ic1)		
Repeatability*1	± 0.2 mm / 2 M		
Effective Repeatability*2	586 mm × 2 M	1,050 mm × 2M	1,350 mm × 2M
Maximum pressure	500g		
Range of down pressure	Cutter	10 - 20 g (2 g step), 20 - 100 g (5 g step), 100 - 500g (10g step)	
	Pen	10 - 20 g (2 g step), 20 - 100 g (5 g step), 100 - 150g (10 g step)	
Acceptable sheet*2	Vinyl sheet, Fluorescent type vinyl sheet, Reflective sheet, Rubber sheet		
Acceptable tool*3	Cutter, Ball-point pen		
Type of command	MGL-IIc / MGL-Ic1		
Interface	USB2.0, RS-232C, Ethernet		
Receiver buffer size	27 MB Standard (When sorting, 17 MB)		
Operational environment	5 - 35 °C, 35 - 75 % (Rh), Non-condensation		
Power requirement	AC 100 V - 240 V, 145 VA or less		
Dimensions (W x D x H)	1,030 × 430 × 335 mm (1,030 × 430 × 1,185 mm)*4	1,530 × 580 × 1,150 mm	1,830 × 580 × 1,150 mm
	Weight	24kg	41kg
Stand	Optional equipment	Standard equipment	Standard equipment

*1 Except for media expansion and contraction due to temperature.
 *2 Operated with Mimaki specified media, cutter and cutting conditions. Thickness of rubber and its cutting speed are limited. Guaranteed accuracy environment. Temperature 12-25°C, Humidity 45-65%.
 *3 Our dedicated cutter blade and specified commercial ball-point pens are available. (Drawing quality of ball-point pen is not warranted)
 *4 When equipped with the optional stand (OPT-0231)

Supplies & Options

Item	Quantity	Item-No
Standard blade for vinyl	3	SPB-0030
Blade for vinyl	3	SPB-0001
Blade for small character	3	SPB-0003
Blade for reflective sheet	2	SPB-0006
Blade for fluorescent sheet	3	SPB-0007
Blaabe set(rubber sheet)	3	SPB-0084
Cutter holder	1	SPA-0090
Pen adaptor	1	SPA-0169
Refill type pen adaptor	1	SPA-0183
Refill lead for Mitsubishi ball-point pen	10	SPC-0726
Stand for CG-60	1	OPT-C0235
Sheet basket 60	1	OPT-C0234
Sheet basket 100	1	OPT-C0232
Sheet basket 130	1	OPT-C0233
Roll shaft 100	1	OPT-C0223
Roll shaft 130	1	OPT-C0224



●Some of the samples in this catalogue are artificial renderings. ●Specifications, design and dimensions stated in this catalogue may be subject to change without notice (for technical improvements, etc.). ●The corporate names and merchandise names written on this catalogue are the trademark or registered trademark of the respective corporations. ●Inkjet printers print using extremely fine dots, so colors may vary slightly after replacement of the printing heads. Also note that if using multiple printer units, colors could vary slightly from one unit to other unit due to slight individual differences.



MIMAKI ENGINEERING CO., LTD.

2182-3 Shigeno-otsu, Tomi-city, Nagano 389-0512, Japan
 Tel: +81-268-78-2288
 trading@mimaki.jp www.mimaki.co.jp

MIMAKI USA, INC.

150 Satellite Boulevard, suite A, Suwanee, Georgia 30024, U.S.A
 Atlanta +1-888-530-3988 Boston +1-888-530-3986
 Los Angeles +1-888-530-3987 Chicago +1-888-530-3985
 www.mimakiusa.com

MIMAKI EUROPE B.V.

Stammerdijk 7E,
 1112 AA Diemen, The Netherlands
 Tel: +31-20-4627-640
 www.mimakieurope.com @MimakiEurope